













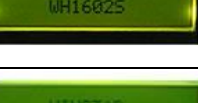


































Display Format	Picture	Model No.	Structure	Outline Dimension (mm)	Viewing Area	Active Area (mm)	Character Size	Dot Size	Duty	Interface
8x2		WH0802A1	COB	58x32	38x16	27.81x11.5	2.96x5.56	0.56x0.66	1/16	6800,SPI,I2C
12x2		WH1202A	COB	55.7x32	46x14.5	37.85x11.7	2.65x5.5	0.45x0.60	1/16	6800,SPI,I2C
16x1		WH1601A	COB	80x36	66x16	59.62x6.56	3.07x6.56	0.55x0.75	1/16	6800,SPI,I2C
16x1		WH1601B	COB	85x28	66x16	59.62x6.56	3.07x6.56	0.55x0.75	1/16	6800,SPI,I2C
16x1		WH1601L	COB	122x33	99x13	94.84x9.66	4.84x8.06	0.92x1.10	1/16	6800,SPI,I2C
16x2		WH1602A	COB	84x44	66x16	56.2x11.5	2.95x5.55	0.55x0.65	1/16	6800,SPI,I2C
16x2		WH1602B	COB	80x36	66x16	56.2x11.5	2.95x5.55	0.55x0.65	1/16	6800,SPI,I2C
16x2		WH1602C	COB	85x36	66x16	56.2x11.5	2.95x5.55	0.55x0.65	1/16	6800,SPI,I2C
16x2		WH1602D	COB	85x30	66x16	56.2x11.5	2.95x5.55	0.55x0.65	1/16	6800,SPI,I2C
16x2		WH1602J	COB	80x36	66x16	56.2x11.5	2.95x5.55	0.55x0.65	1/16	6800,SPI,I2C
16x2		WH1602L1	COB	122x44	99x24	94.84x20	4.80x8.56	0.92x1.10	1/16	6800,SPI,I2C
16x2		WH1602M	COB	85x32.6	66x16	56.2x11.5	2.95x5.55	0.55x0.65	1/16	6800,SPI,I2C
16x2		WH1602O	COB	85x25.2	66x16	56.2x11.5	2.95x5.55	0.55x0.65	1/16	6800,SPI,I2C
16x2		WH1602P	COB	85x25.2	66x16	56.21x11.5	2.95x5.55	0.55x0.65	1/16	6800,SPI,I2C
16x2		WH1602S	COB	59x29.3	52x15	46.7x9.84	2.45x4.67	0.45x0.54	1/16	6800,SPI,I2C
16x2		WH1602T	COB	65.4x28.2	54.8x19	48.42x12.12	2.67x5.57	0.51x0.67	1/16	6800,SPI,I2C
16x2		WH1602V2	COB	66.7x23.3	61x15.9	56.2x11.85	2.95x5.55	0.55x0.65	1/16	6800,SPI,I2C

Display Format	Picture	Model No.	Structure	Outline Dimension (mm)	Viewing Area	Active Area (mm)	Character Size	Dot Size	Duty	Interface
16x2		WO1602B	COG	85x30	76x18	73.81x15.88	7.69x3.91	0.75x0.90	1/16	I2C
16x2		WO1602F	COG	72.1x29.6	61x15.1	56.2x11.5	5.55x2.95	0.55x0.65	1/16	6800,SPI,I2C
16x2		WO1602G	COG	74.2x25.2	61x15.1	56.2x11.5	5.55x2.95	0.55x0.65	1/16	I2C
16x2		WO1602H	COG	62.8x23	51.5x12.2	47.6x9.74	4.67x2.60	0.48x0.54	1/16	I2C
16x2		WO1602I	COG	51.2x20.7	40x10	38x8	3.79x2.00	0.36x0.43	1/16	I2C
16 x 2		WO1602I3/I5	COG + PCB	66x28	40x9.98	38x7.98	3.79x2.00	0.36x0.43	1/16	I2C
16 x 2		WO1602K	COG	74.2x25.2	61x15.1	56.2x11.5	5.55x2.95	0.55x0.65	1/16	I2C
16 x 2		WO1602L	COG	62.8x23	51.5x12.2	47.6x9.74	4.67x2.60	0.48x0.54	1/16	I2C
16 x 2		WO1602M	COG	51.2x20.7	40x10	38x8	3.79x2.00	0.41x0.48	1/16	I2C
16x2		WH1602W	COB	80x36	66x16	56.2x11.5	2.95x5.55	0.55x0.65	1/16	6800,SPI,I2C
16x4		WH1604A	COB	87x60	62x26	56.2x20.8	2.95x4.75	0.55x0.55	1/16	6800,SPI,I2C
16x4		WH1604B	COB	70.6x60	60x32.6	56.2x20.8	2.95x4.75	0.55x0.55	1/16	6800,SPI,I2C
20x2		WH2002A	COB	116x37	85x18.6	73.5x11.5	3.2x5.55	0.60x0.65	1/16	6800,SPI,I2C
20x2		WH2002D	COB	89x21.5	75x15	68.5x10.7	2.95x5.15	0.55x0.60	1/16	6800,SPI,I2C
20x2		WH2002L	COB	180x40	149x23	142.8x20.64	6x9.66	1.12x1.12	1/16	6800,SPI,I2C
20x2		WH2002M	COB	146x43	123x23	118.84x18.97	4.84x9.22	0.92x1.10	1/16	6800,SPI,I2C
20x2		WO2002A	COG	74.2x25.2	61x15.1	58.5x9.84	4.67x2.45	0.45x0.54	1/16	I2C
20x4		WH2004A	COB	98x60	77x25.2	70.4x20.8	2.95x4.75	0.55x0.55	1/16	6800,SPI,I2C
20x4		WH2004B	COB	98x60	77x25.2	70.4x20.8	2.95x4.75	0.55x0.55	1/16	6800,SPI,I2C

Display Format	Picture	Model No.	Structure	Outline Dimension (mm)	Viewing Area	Active Area (mm)	Character Size	Dot Size	Duty	Interface
20x4		WH2004D	COB	77x47	60x22	55.1x17.56	2.3x4.03	0.42x0.46	1/16	6800,SPI,I2C
20x4		WH2004L	COB	146x62.5	123.5x43	118.84x38.47	4.84x9.22	0.92x1.10	1/16	6800,SPI,I2C
20x4		WH2004H	COB	87x58	74.4x24.8	70.4x20.8	2.95x4.75	0.55x0.55	1/16	6800,SPI,I2C
20x4		WH2004G	COB	87x58	74.4x24.8	70.4x20.8	2.95x4.75	0.55x0.55	1/16	6800,SPI,I2C
20x4		WO2004A	COG	74.3x36.4	60.5x22.18	58.5x20.18	4.67x2.45	0.45x0.54	1/33	I2C
20x4		WO2004B	COG	74.3x36.4	60.5x22.18	58.5x20.18	4.67x2.45	0.45x0.54	1/33	I2C
20x4		WO2004C	COG	68.3x36.4	60.5x22.18	58.5x20.18	4.67x2.45	0.45x0.54	1/33	I2C
24x2		WO2402A	COG	86.2x24.7	72.3x11.84	70.3x9.84	4.67x2.45	0.45x0.54	1/17	I2C
24x2		WH2402A	COB	118x36	94.5x16	88.3x11.5	3.2x5.55	0.60x0.65	1/16	6800,SPI,I2C
40x2		WH4002A	COB	182x33.5	154.4x16.5	147.5x11.5	3.20x5.55	0.60x0.65	1/16	6800,SPI,I2C
40x4		WH4004A	COB	190x54	147x29.5	140.45x23.16	2.78x4.89	0.50x0.55	1/16	6800